


Energy AnalytiX[®]

Advanced Energy Management Software



Visualize Your Enterprise™



Analytics for a Greener World

Energy AnalytiX® can help you save between 5% and 25% annually on your utility bills.

In today's competitive global economy, with soaring energy prices and increasing environmental regulations, profitability and the ability to quickly analyze and closely control operating costs has become ever more critical. A smart integrated energy management solution can easily save money and translates into a greatly improved bottom line. Everyone is looking for ways to reduce consumption, monitor conditions, lower energy costs and minimize carbon emissions.

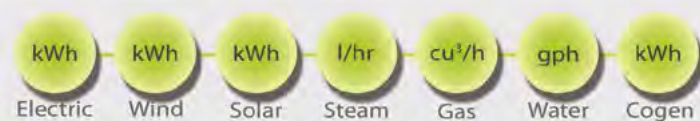
Now managers of commercial or government buildings, university campuses and industrial plants have a revolutionary smart energy Web solution that is easy to apply, configure and operate. It provides open universal data connectivity and data integration to a wide variety of BMS, SCADA, ERP and control systems.

Energy AnalytiX® delivers the back-end calculation, KPI analytics, data historian, reporting and rich visualization you need to take decisive action to reduce and manage your utility costs and carbon footprint.

- Quick to deploy and achieve ROI
- Realize cost savings through informed decisions
- Generate standard Cost, Consumption and Carbon reports
- Drill down into causes of abnormal energy use

Sustainability Process

Consumption



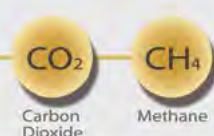
Costs



Conditions



Carbon





Balance your budget and the environment

Rich Visualization Dashboards and Kiosks

Energy AnalytiX can deliver rich platform and browser-independent real-time visualization over the Web to address applications from a single building to a global real estate portfolio. Create IT firewall-friendly, secure custom facility dashboards and kiosks to view energy reports analyzing your energy consumption patterns and resource usage. Site managers, building engineers or maintenance personnel can intuitively navigate and find opportunities for improvement.

Energy AnalytiX provides secure, long-term data storage of information needed to correlate expected and unexpected resource use. Collect data from resources such as electricity, oil, steam, water and gas. Conditions that affect resources are collected and might include outdoor air temperature (OAT), outdoor lumens, number of occupants per hour, duct air pressures, average setpoints per zone, equipment runtimes, current electricity, steam, water and gas costs.

Point and Click Configuration

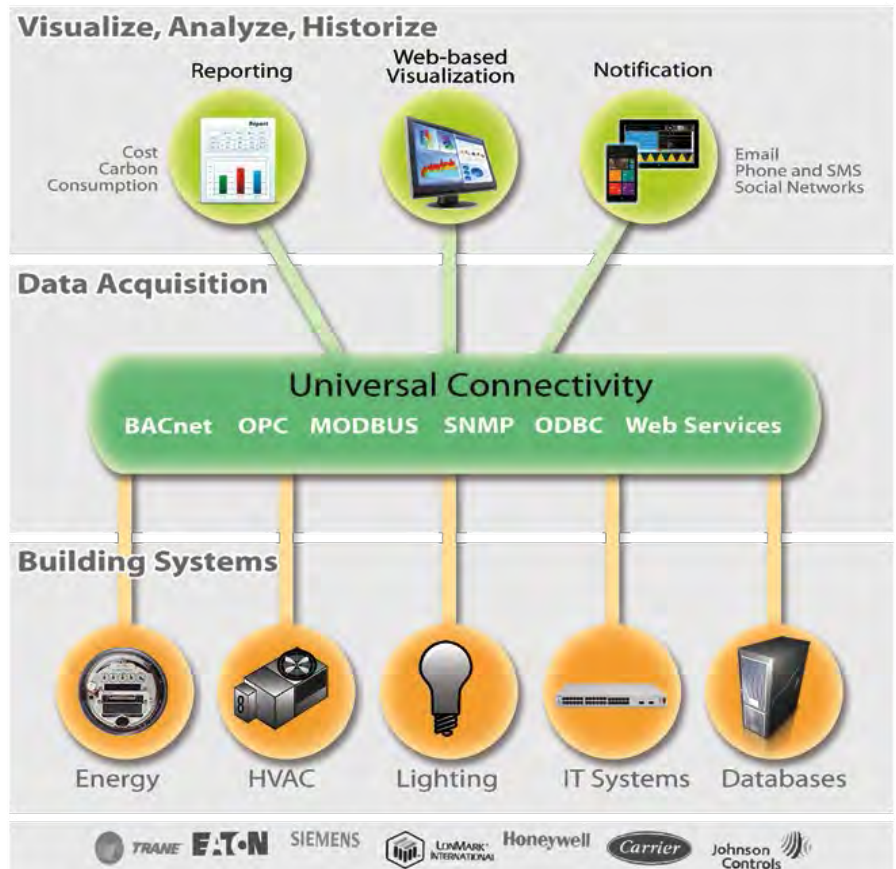
Energy AnalytiX employs Web-based platform independent configuration capabilities, including an Asset Tree that provides intuitive easy setup and configuration to any level of aggregation, from an entire campus or enterprise down to a specific meter or user. Gain a global view, or monitor individual zones. When consumption offenders are suspected, drill down to the primary causes of energy inefficiency. Easily analyze groups of consumers within the same dimension with roll-up calculations.

Normalize data by deriving variables, such as occupancy or OAT, so that data is comparative and meaningful. Create custom KPI and visualization dashboards with interactive energy charts using the Energy AnalytiX solution. Standard energy reports include equipment performance, load profiles, weather data analysis, Energy Star metrics and system benchmarking. Automatically deliver reports based on date, time, value, alert or on demand via ad hoc user requests.

Actionable Information At Your Fingertips

Based on scalable Web 2.0 Microsoft Silverlight and SharePoint® technologies, Energy AnalytiX connects, analyzes, data logs and visualizes the right information in a way that is intuitive and easy to access. A Site Summary Overview helps provide instant information on energy Consumption, financial Costing and the Carbon environmental impact. A standards-based S95 Asset Tree allows for rapid and simple navigation of the site-summarized reports and charts.

You are just one click away from understanding energy costs and how to improve the returns to your bottom line. Alerts and an extensive alarm management system provide timely information wherever you may be by sending SMS text messages and emails, as well as delivering rich, browser-independent visualization to phones, tablets and other smart devices.



Open Standard Connectivity

Innovative universal data integration, based on industry open standards such as OPC, BACnet, SNMP, Modbus and Web Services, lets you manage energy consumption, costs and carbon footprint by using the Energy AnalytiX solution.

Benefits

- Scalable from single location to campuses
- Universal Connectivity – OPC, BACnet, SNMP, and Web Services
- Rich Visualization via the Web using Microsoft Silverlight®
- Standard and Custom Calculations:
 - \$ / Sq Ft
 - Avg. kWh / Degree Days
 - Total CF Air / Zone
 - CO₂ / Meter
 - Humidity
 - € / Sq Meter
 - kWh / Occupant / Hour
 - BTU Zone
 - CO₂ / Person
- Collaborate using Microsoft SharePoint®
- Integrated with Microsoft SQL StreamInsight® and Office
- Clock Synchronization, support UTC for accurate totals
- Automatic adjustment for bad sensor readings
- Help meet regulations and be LEED compliant

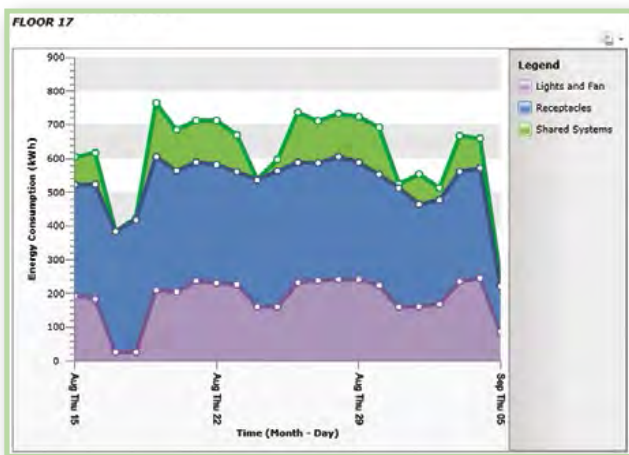
Industries

- Building Controls and HVAC
- Air Conditioning and Lighting
- Wind Turbine and Wind Parks
- Utilities and City Heating Stations
- Solar Facilities
- Geo Thermal and Bio Gas Power
- Water and Wastewater
- Heating and Cooling
- Oil and Gas
- Conveying and Packaging
- Pharmaceutical
- Heavy Industry



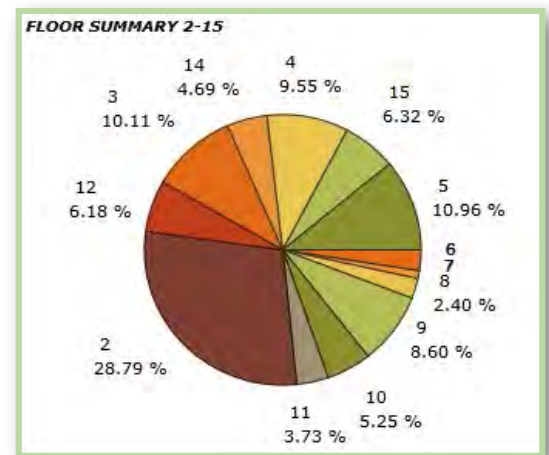
Real-time Operational Efficiency

Monitor Building Performance



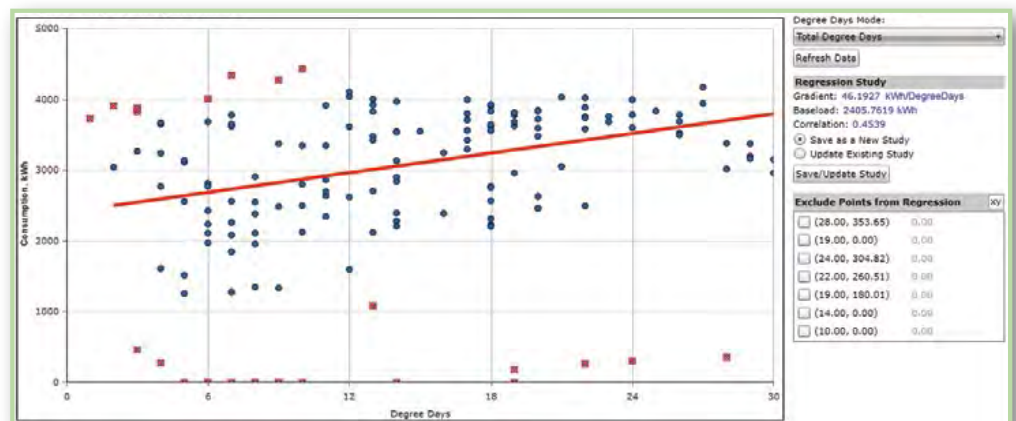
Load Segmentation Chart

Identify Usage Trends



Energy Efficiency Offenders

Correlate Weather Data



Degree Days Analysis

Intuitive navigation to identify energy opportunities



Founded in 1986, ICONICS is an award-winning independent software developer offering real-time visualization, HMI/SCADA, energy, fault detection, manufacturing intelligence, MES and a suite of analytics solutions for operational excellence. ICONICS solutions are installed in 70% of the Fortune 500 companies around the world, helping customers to be more profitable, agile and efficient, to improve quality and be more sustainable.

ICONICS is leading the way in cloud-based solutions with its HMI/SCADA, analytics, mobile and data historian to help its customers embrace the Internet of Things (IoT). ICONICS products are used in manufacturing, building automation, oil & gas, renewable energy, utilities, water/wastewater, pharmaceuticals, automotive and many other industries. ICONICS' advanced visualization, productivity, and sustainability solutions are built on its flagship products: GENESIS64™ HMI/SCADA, Hyper Historian™ plant historian, AnalytiX® solution suite and MobileHMI™ mobile apps. Delivering information anytime, anywhere, ICONICS' solutions scale from the smallest standalone embedded projects to the largest enterprise applications.

ICONICS promotes an international culture of innovation, creativity and excellence in product design, development, technical support, training, sales and consulting services for end users, systems integrators, OEMs and Channel Partners. ICONICS has over 300,000 applications installed in multiple industries worldwide.

World Headquarters
 100 Foxborough Blvd.
 Foxborough, MA, USA, 02035
 Tel: 508 543 8600
 Email: us@iconics.com
 Web: www.iconics.com

European Headquarters
 Netherlands
 Tel: 31 252 228 588
 Email: holland@iconics.com

Czech Republic
 Tel: 420 377 183 420
 Email: czech@iconics.com

France
 Tel: 33 4 50 19 11 80
 Email: france@iconics.com

China
 Tel: 86 10 8494 2570
 Email: china@iconics.com

Italy
 Tel: 39 010 46 0626
 Email: italy@iconics.com

UK
 Tel: 44 1384 246 700
 Email: uk@iconics.com

India
 Tel: 91 22 67291029
 Email: india@iconics.com


Germany
 Tel: 49 2241 16 508 0
 Email: germany@iconics.com

Australia
 Tel: 61 2 9605 1333
 Email: australia@iconics.com

Middle East
 Tel: 966 540 881 264
 Email: middleeast@iconics.com

Microsoft Partner
 Gold Application Development

Microsoft Partner
 2014 Partner of the Year Winner
 Public Sector: CityNext



Further information:
www.iconics.com/energyanalytix



© 2015 ICONICS, Inc. All rights reserved. Specifications are subject to change without notice. AnalytiX and its respective modules are registered trademarks of ICONICS, Inc. GENESIS64, GENESIS32, Hyper Historian, BizViz, PortalWorX, MobileHMI and their respective modules, OPC-to-the-Core, and Visualize Your Enterprise are trademarks of ICONICS, Inc. Other product and company names mentioned herein may be trademarks of their respective owners.